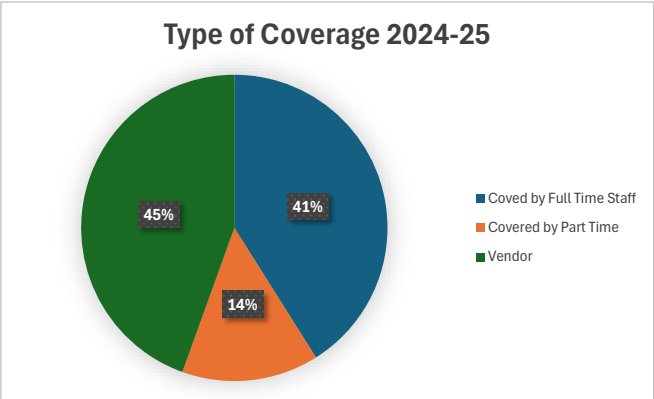


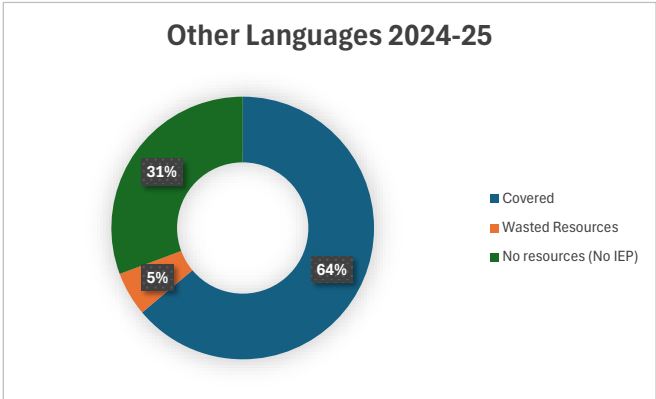
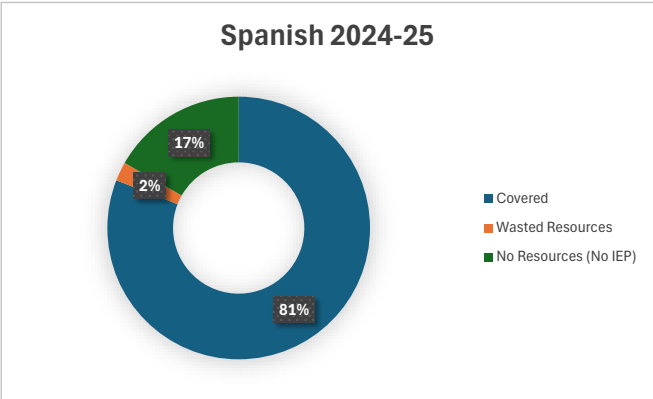
Global Data 2024-25

Total Request	Coved by Full Time Staff	Covered by Part Time	Vendor
6382	2620	923	2839



Spanish

Covered	Wasted Resources	No Resources (No IEP)	Total
2141	62	443	2646

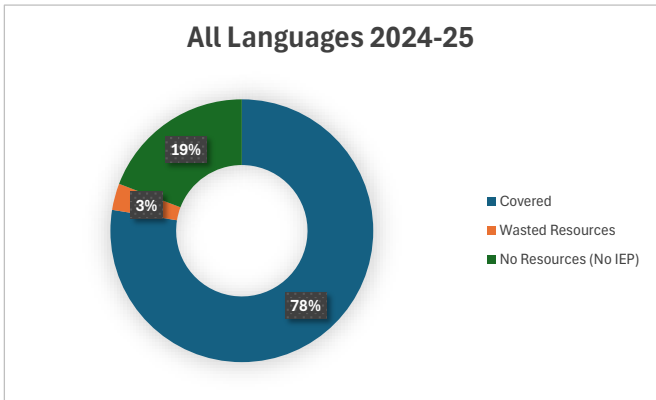
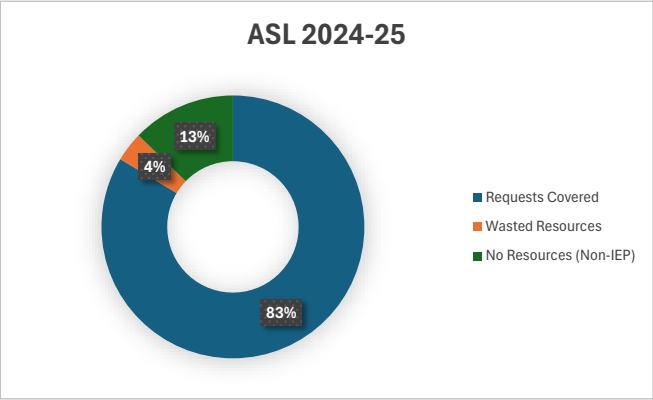


Other Languages

Covered	Wasted Resources	No resources (No IEP)	Total
635	54	305	994

ASL

Requests Covered	Wasted Resources	No Resources (Non-IEP)	Total
643	28	98	769



All Languages (No IEP)

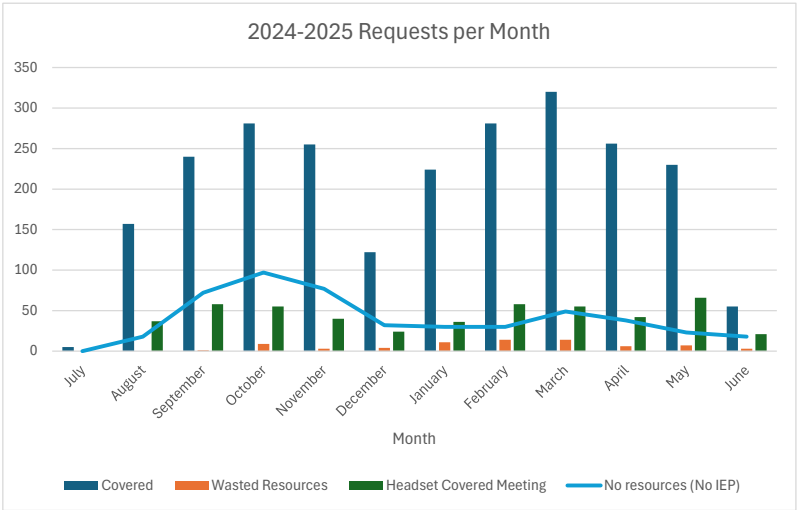
Covered	Wasted Resources	No Resources (No IEP)	Total
3419	144	846	4409

Spanish Data 2024-25

Spanish							
Month	Covered	Wasted Resources	Headset Covered Meeting	No resources (No IEP)	Total	% Meetings with Tech	Rate Covered
July	5	0	0	0	5	0.00%	100.00%
August	157	0	37	18	212	23.57%	89.71%
September	240	1	58	72	371	24.07%	76.68%
October	281	9	55	97	442	18.97%	72.61%
November	255	3	40	77	375	15.50%	76.12%
December	122	4	24	32	182	19.05%	77.22%
Total	1060	17	214	296	1587	19.87%	77.20%

Covered	Wasted Resources	Headsets	No Resources (No IEP)	Total	Rate Covered
2141	62	405	443	3051	85.48%

Spanish							
Month	Covered	Wasted Resources	Headset Covered Meeting	No resources (No IEP)	Total	% Meetings with Tech	Rate Covered
January	224	11	36	30	301	15.32%	84.53%
February	281	14	58	30	383	19.66%	86.46%
March	320	14	55	49	438	16.47%	83.55%
April	256	6	42	38	342	16.03%	85.33%
May	230	7	66	23	326	27.85%	88.46%
June	55	3	21	18	97	36.21%	72.37%
Total	1081	45	191	147	1464	16.96%	84.92%



Other Data Languages 2024-25

Other Languages Requests August-December 2024

Month	Covered	Wasted Resources	IEP (covered)	No resources (No IEP)	Coverage Rate No IEP	Coverage Rate w/IEP
August	41	0	37	30	57.75%	72.22%
September	29	2	161	16	61.70%	91.35%
October	55	0	152	43	56.12%	82.80%
November	159	8	105	39	77.18%	84.89%
December	31	0	60	6	83.78%	93.81%
Total	315	10	515	134	68.63%	85.22%

Other Languages Requests January-June 2025

Month	Covered	Wasted Resources	IEP (covered)	No resources (No IEP)	Coverage Rate	Coverage Rate w/IEP
January	36	6	122	13	65.45%	89.27%
February	38	2	192	22	61.29%	90.55%
March	104	16	205	92	49.06%	74.10%
April	32	5	184	21	55.17%	89.26%
May	65	7	150	18	72.22%	89.58%
June	45	8	51	5	77.59%	88.07%
Total	320	44	904	171	59.81%	85.06%

	Covered	Wasted Resources	IEP (covered)	No resources (No IEP)
Total	635	54	1419	305

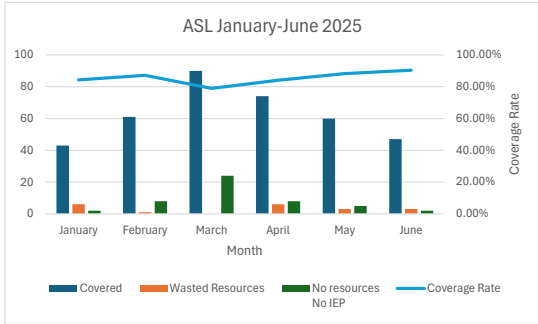
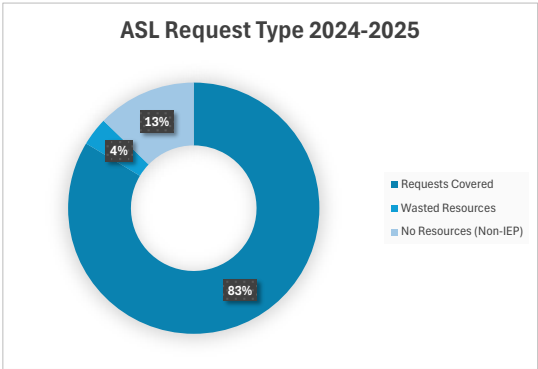
ASL 2024-25

American Sign Language Coverage August-December 2024						
Month	Covered	Wasted Resources	IEP (covered)	No resources No IEP	Coverage Rate w/ IEP	Coverage Rate
August	49	0	2	22	69.86%	69.01%
September	37	3	20	11	80.28%	72.55%
October	78	2	14	7	91.09%	89.66%
November	69	3	4	4	91.25%	90.79%
December	35	1	4	5	86.67%	85.37%
Total	268	9	44	49	84.32%	82.21%

American Sign Language Coverage January-April 2025						
Month	Covered	Wasted Resources	IEP (covered)	No resources No IEP	Coverage Rate w/ IEP	Coverage Rate
January	43	6	9	2	86.67%	84.31%
February	61	1	20	8	90.00%	87.14%
March	90	0	30	24	83.33%	78.95%
April	74	6	38	8	88.89%	84.09%
May	60	3	24	5	91.30%	88.24%
June	47	3	10	2	91.94%	90.38%
Total	375	19	131	49	88.15%	84.65%



Total Requests (Non-IEP)	Requests Covered	Wasted Resources	No Resources (Non-IEP)	IEP Covered	Coverage Rate No IEP	Coverage Rate w/ IEP
768	643	28	98	175	84.00%	97.69%

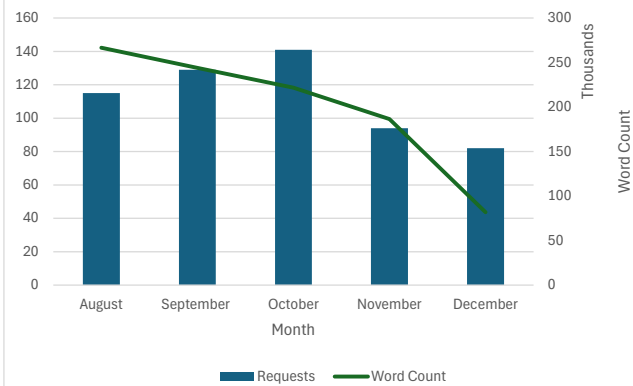


Translation Data 2024-25

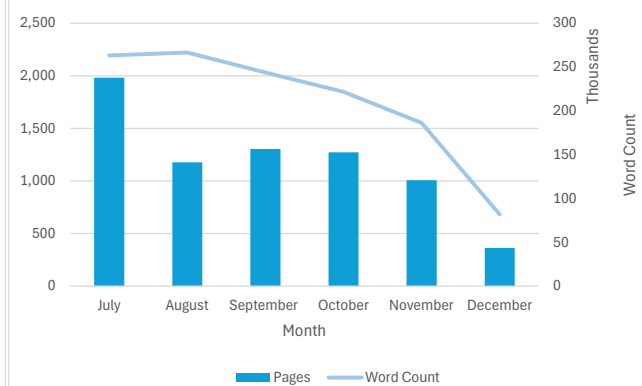
Translation Requests August-December 2024

Month	Requests	Pages	Word Count	Average Pages per Request
July	80	1,983	263,246	25
August	115	1,178	266,611	10
September	129	1,304	243,958	10
October	141	1,273	221,851	9
November	94	1,008	186,384	11
December	82	363	81,861	4
Total	641	7,109	1,263,911	

Requests Per and Word Count July -December 2024



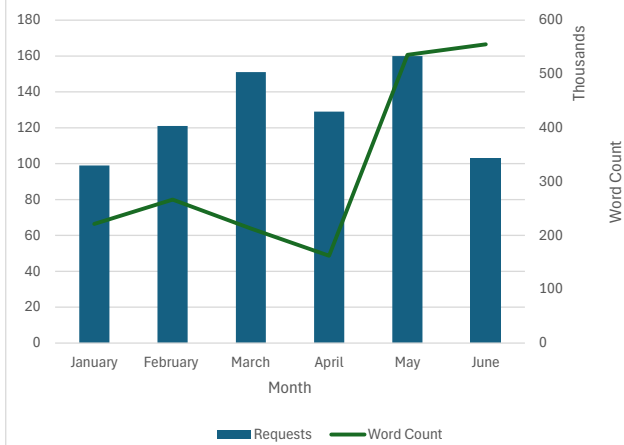
Pages and Word Count August-December 2024



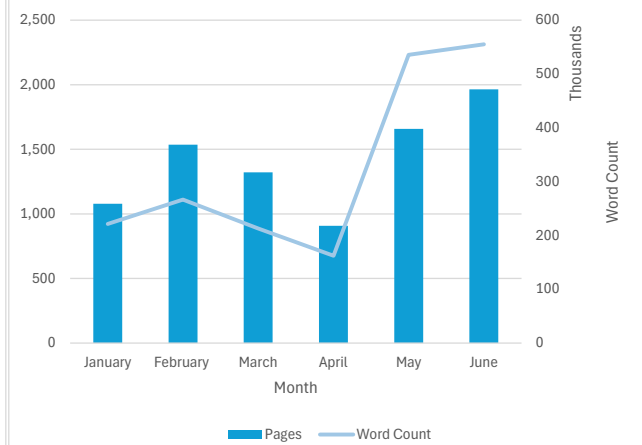
Translation Requests January-June 2025

Month	Requests	Pages	Word Count
January	99	1,078	221,460
February	121	1,536	266,427
March	151	1,322	212,986
April	129	908	162,270
May	160	1,658	535,594
June	103	1,964	555,120
Total	763	8,466	1,953,857

Requests and Word Count January-June 2025



Pages and Word Count January-June 2025



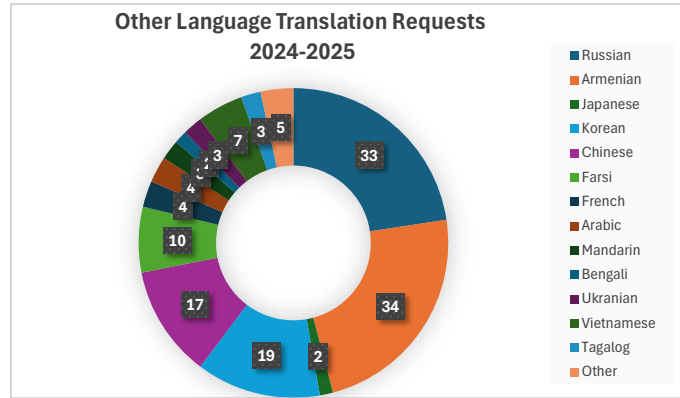
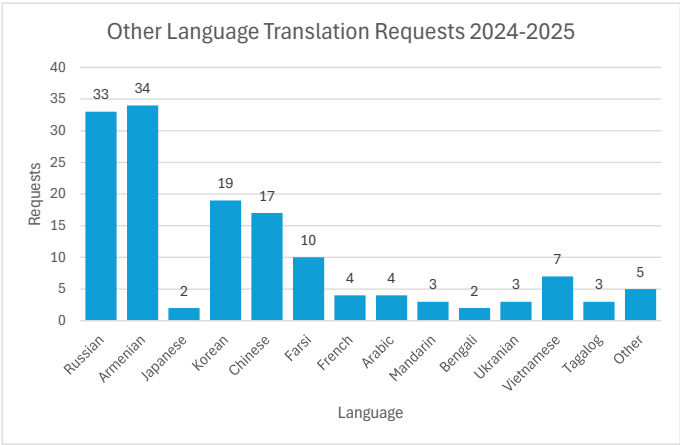
Translation Requests 2024-2025

Requests	Pages	Word Count	Average Pages Per Request	Average Words Per Request
1,404	15,575	3,217,768	11	2,292

Translation Data 2024-25

Translations Requests by Language 2024-2025					
Language	Requests	Pages	Word Count	Average Pages per Request	Average Words Per Request
Russian	33	77	19,876	2	602
Armenian	34	181	86,971	5	2,558
Japanese	2	30	8,547	15	4,274
Korean	19	122	59,188	6	3,115
Chinese	17	114	57,932	7	3,408
Farsi	10	16	4,379	2	438
French	4	5	2,330	1	583
Arabic	4	7	2,246	2	562
Mandarin	3	3	1,717	1	572
Bengali	2	3	798	2	399
Ukranian	3	3	744	1	248
Vietnamese	7	25	3,708	4	530
Tagalog	3	4	423	1	141
Other	5	23	4,126	5	825
Spanish	1,115	13,031	2,533,259	12	2,272
Format	95	1,449	373,650	15	3,933
Total	1,356	15,093	3,159,894	11	2,330

Language	Requests	Pages	Word Count	Average Pages per Request	Average Words Per Request
Spanish	1,115	13,031	2,533,259	12	2272



Translation Snapshot 2024-25

Month	Request	Pages	Word Count	Percent of Word Count	Average Pages Per Request
July	80	1,983	263,246	8.18%	25
August	115	1,178	266,611	8.29%	10
September	129	1,304	243,958	7.58%	10
October	141	1,273	221,851	6.89%	9
November	94	1,008	186,384	5.79%	11
December	82	363	81,861	2.54%	4
January	99	1,078	221,460	6.88%	11
February	121	1,536	266,427	8.28%	13
March	151	1,322	212,986	6.62%	9
April	129	908	162,270	5.04%	7
May	160	1,658	535,594	16.64%	10
June	103	1,964	555,120	17.25%	19
Totals	1,404	15,575	3,217,768	100%	11

